


RACK-360G


4U 14-slot Full-size Rackmount Chassis



CD-ROM, FDD and HDD are not included in package

space for: front accessible 3.5" or 3.5" HDD

space for: 5.25" or front accessible 3.5" or 3.5" HDD



Flexible drive combination

2 x 5.25" drive bay



RACK-360GW



RACK-360GB



Replaceable Fan Filter

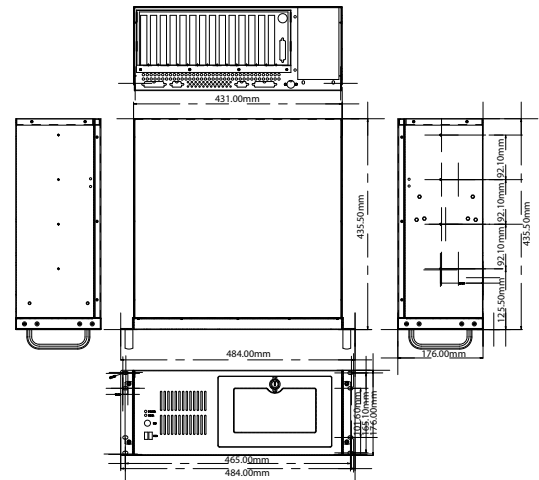


Front accessible I/O



Anti-vibration Card Clamp

Dimensions



Features

- ◆ Cost effective, RoHS compatible design
- ◆ Flexible drive combination
- ◆ USB x 2 & PS2 on front panel for easy accessibility
- ◆ 12cm cooling fan with replaceable fan filter
- ◆ Lockable front door prevents unauthorized access

Specifications

◆ Construction	Heavy duty metal
◆ SBC Form Factor	Full-size, slot CPU card
◆ Drive Combinations	3 x 5.25" + 1 x 3.5 HDD
	or 2 x 5.25" + 2 x 3.5 HDD
	or 2 x 5.25" + 1 x 3.5 HDD + 1 x front accessible 3.5"
	or 2 x 5.25" + 2 x front accessible 3.5"
◆ Cooling Fans	1 x 12cm
◆ I/O Ports	2 x USB, 1 x PS/2
◆ I/O Openings	2 x COM, 2 x LPT, 1 x PS/2
◆ Expansion Slots	14 slots for RACK-360G
	7 slots for RACK-360GATX
◆ Indicators	Power, HDD
◆ Buttons	Power switch, reset
◆ Operating Temperature	0°C~50°C
◆ Operation Humidity	10% ~ 90%
◆ Color	B: Black / W: White
◆ Weight (Net/ Gross)	11 kg / 15.4 kg
◆ Dimension (DxWxH)	435.5mm x 431mm x 176 mm

Ordering Information

Part No.	Description
RACK-360G /ACE-935AL	4U 14-slot rackmount chassis, with ACE-935AL-RS, RoHS
RACK-360G /ACE-832AP	4U 14-slot rackmount chassis, with ACE-832AP-RS, RoHS
RACK-360G /ACE-832AP	4U ATX MB rackmount chassis, with ACE-832AP-RS, RoHS

Color Code: B-Black W-White

Backplane Options

Model No.	SBC Type	PCI	ISA	PCIe			PSU Connector
				x1	x4	x16	
PCI-13SD-RS-R30	PICMG 1.0	3+4	3+3	0	0	0	AT/ATX
PCI-14S2-RS-R30	PICMG 1.0	4	8	0	0	0	AT/ATX
PCI-14S3-RS-R30	PICMG 1.0	4	9	0	0	0	AT/ATX
PX-14S3-RS-R30	PICMG 1.0	12	2	0	0	0	AT/ATX
PX-14S5-RS-R30	PICMG 1.0	7	6	0	0	0	AT/ATX
BP-14S-RS-R30	ISA	0	14	0	0	0	AT
PXAGP-13S3-RS-R30	PIAGP	11	0	0	0	0	AT/ATX
PE-6S	PICMG 1.3	2	0	2	0	1	ATX
PE-10S	PICMG 1.3	4	0	4	0	1	ATX
PE-10S2	PICMG 1.3	4	0	4	0	1	ATX
PE-13SD	PICMG 1.3	4	0	4	1	2	ATX
PXE-13S	PICMG 1.3	8	0	3	0	1	ATX

Power Supply Options

Type	Model No.	Watt
AT	ACE-935AL-RS	300W
	ACE-940AP-RS	390W
ATX	ACE-841AP-S-RS	400W
	ACE-850AP-RS	500W
	ACE-4860AP-RS	600W
ATX Reduandant	ACE-R4130AP-RS	300W

RACK-360G can support single PS/2 PSU. For more models of IEI PSU, please visit www.ieiworld.com

- 1 Single Board Computer
- 2 VIDEO CARD
- 3 Xscale Solutions
- 4 Open HMI
- 5 VITO Universal Controller
- 6 DINO BLADE
- 7 LCD Product Series
- 8 Embedded System
- 9 Industrial Computer Chassis
- 10 Power Supply
- 11 Peripherals