


ECW-181B

3.5" WAFER Series Fanless Embedded System

With Compact Flash slot and two 2.5" Drive Bays Inside




Features

- ◆ RoHS compliant design
- ◆ Fanless solutions for AMD® and VIA® Processors
- ◆ Quiet operation with heat pipe thermal control
- ◆ Easy-accessible CF openings at the bottom
- ◆ 2 x 2.5" HDD drive capacity

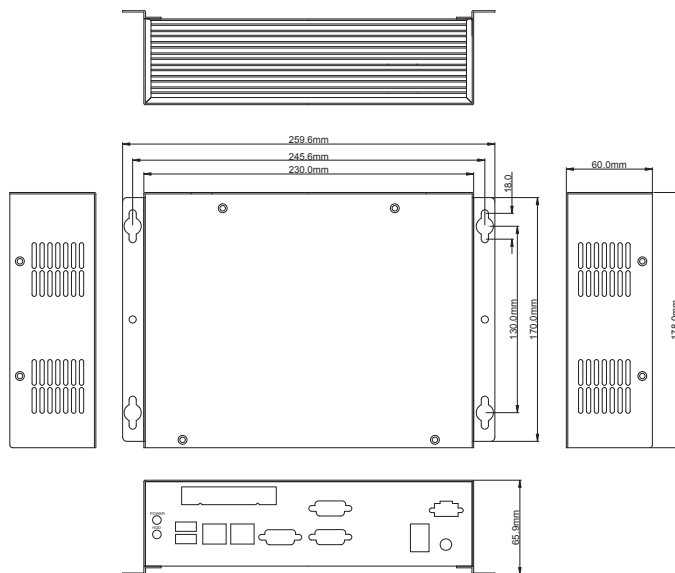
Specifications

◆ Model No.	ECW-181BS1	ECW-181BS2	ECW-181BS3	ECW-181BS4
◆ Mainboard	WAFER-LX	WAFER-GX	WAFER-LUKE	WAFER-MARK
◆ CPU	AMD® Geode® LX800 500MHz	AMD® Geode® GX466 333MHz	VIA® LUKE® 1GHz	VIA® MARK® 800MHz
◆ System Chipset	AMD® CS5536	AMD® CS5536	VIA® VT8237R+	VIA® VT82C686B
◆ System Memory	1 x 200-pin DDR 333/400MHz SO-DIMM SDRAM socket support up to 1GB	1 x 200-pin DDR 266MHz SO-DIMM SDRAM socket support up to 1GB	1 x 200-pin DDR 333/400MHz SO-DIMM SDRAM socket support up to 1GB	1 x 144-pin SO-DIMM SDRAM socket support up to 512MB
◆ Ethernet	10/100Base-T dual RTL8100C	10/100Base-T dual RTL8100C	10/100/1000Base-T dual RTL8110S	10/100Base-T dual RTL8100C
◆ Display	CRT integrated in AMD® Geode LX800	CRT integrated in AMD® Geode GX466	CRT integrated in VIA® LUKE 1G	CRT integrated in VIA® MARK 800
◆ USB	2 x USB 2.0 compliant	2 x USB 2.0 compliant	2 x USB 2.0 compliant	2 x USB 1.1 compliant
◆ Expansion	1 x PC/104	1 x PC/104	1 x PCI/104	1 x PC/104
◆ Storage	Compact Flash socket for type I/II Compact Flash disk 2 x 2.5" HDD (optional)			
◆ Chassis Construction	Heavy duty metal			
◆ System Cooling	Fanless with heatsink and heat pipe			
◆ Power Supply	Internal DC-to-DC power converter, input voltage: 12VDC. WD series input voltage: 9~36VDC External power adaptor, input voltage: 90VAC ~ 240VAC@50~60Hz, 45W			
◆ Operating Shock	3G acceleration peak to peak (11ms)			
◆ Operating Vibration	MIL-STD-810F 514.5C-1			
◆ Operating Temperature	0~45°C (with hard drive) 0~50°C (with industrial grade compact flash)			
◆ Operation Humidity	10% ~ 90%			
◆ Color	S: Silver grey			
◆ Weight (Net/ Gross)	2.3 kg / 3.2 kg			
◆ Dimensions (DxWxH)	178mm x 230mm x 60mm			
◆ EMC	meet CE, FCC Class A			

Internal Structure of ECW-181B




Dimensions



ECW-181B with 9~36VDC Input

IDD-936260A

Input Range: 9V DC to 36V DC
Output: 12V@3A(Max.)
5V@10A(Max.)
5VSB@0.5A(Max.)



45W Power Adaptor

Input Range: 90~240VAC
Output: 12V@3.75A(Max.)

Ordering Information

DC 12V input

Part No.	Description
ECW-181BS1	Embedded system with WAFER-LX, AMD Geode LX-800 500MHz CPU, fanless, DC 12V input, silver grey, RoHS
ECW-181BS2	Embedded system with WAFER-GX, AMD Geode GX-466 333MHz CPU, fanless, DC 12V input, silver grey, RoHS
ECW-181BS3	Embedded system with WAFER-LUKE, VIA LUKE 1GHz CPU, fanless, DC 12V input, silver grey, RoHS
ECW-181BS4	Embedded system with WAFER-MARK, VIA MARK 800MHz CPU, fanless, DC 12V input, silver grey, RoHS

DC 9~36V input

Part No.	Description
ECW-181BS1WD	Embedded system with WAFER-LX, AMD Geode LX-800 500MHz CPU, fanless, DC 9~36V input, silver grey, RoHS
ECW-181BS2WD	Embedded system with WAFER-GX, AMD Geode GX-466 333MHz CPU, fanless, DC 9~36V input, silver grey, RoHS
ECW-181BS3WD	Embedded system with WAFER-LUKE, VIA LUKE 1GHz CPU, fanless, DC 9~36V input, silver grey, RoHS
ECW-181BS4WD	Embedded system with WAFER-MARK, VIA MARK 800MHz CPU, fanless, DC 9~36V input, silver grey, RoHS