

EPM-1059

Quick Installation Guide

Version 1.0

Mar 15, 2007

Packing List

- 1 x EPM-1059 video/audio capture module
- 1 x DB-9 to RCA jack audio cable
- 1 x Utility CD
- 1 x QIG

Ordering Information









EPM-1059-R10
4 Channels MPEG-4 Video/Audio Capture Module



©2007 Copyright by IEI Technology corp.
All rights reserved.

Jumper Setting

J1: Group selection of PCI configuration for PC/104-PLUS modules
Default Value: Group 3

Group	J1 Setting	
3	3  1 4  2 (2,4) Open & (1,3) Open	
2	3  1 4  2 (2,4) Open & (1,3) Short	
1	3  1 4  2 (2,4) Short & (1,3) Open	
0	3  1 4  2 (2,4) Short & (1,3) Short	

Signal Grouping Description

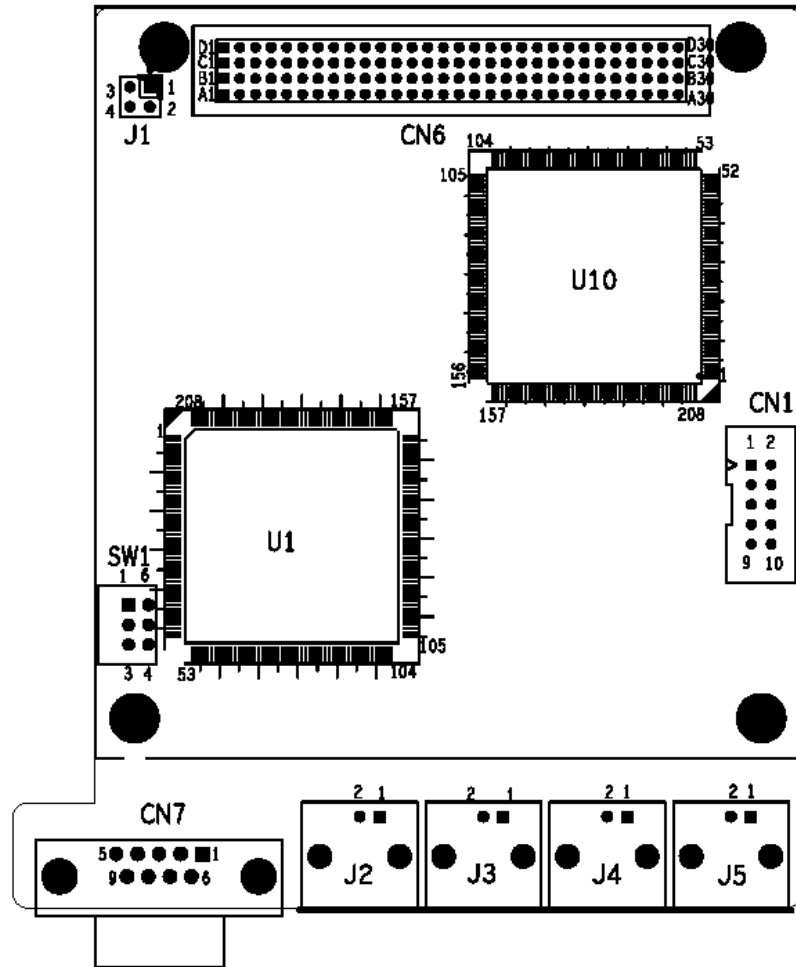
Group	PCICLK	ID Address	INT0	INT1	REQ	GNT
0	PCICLK0	IDSEL0	INTA	INTB	REQ0	GNT0
1	PCICLK1	IDSEL1	INTB	INTC	REQ1	GNT1
2	PCICLK2	IDSEL2	INTC	INTD	REQ2	GNT2
3	PCICLK3	IDSEL3	INTD	INTA	REQ3	GNT3

SW1 (Option Rotary Switch): Capture Card ID selection

Default Value: Card 1

Capture Card ID	SW1 Position
Card 1	0.4
Card 2	1.5
Card 3	2.6
Card 4	3.7

Layout



Dimension

