




■ 5-Slot Wallmount Chassis, Full-Size/ Half-Size Cards Support



Features

- 5-Slot Wallmount Chassis
- 5-Slot PCI/ PICMG Bus Passive Backplanes
- Standard 1U Power Supply Up To 300W
- Front Panel 3.5" Disk Drive Bay For Floppy Disk Drive x 1
- Internal 3.5" x 1 And Internal 2.5" Disk Drive Bay x 1
- USB Port x 2 (On Front Panel)



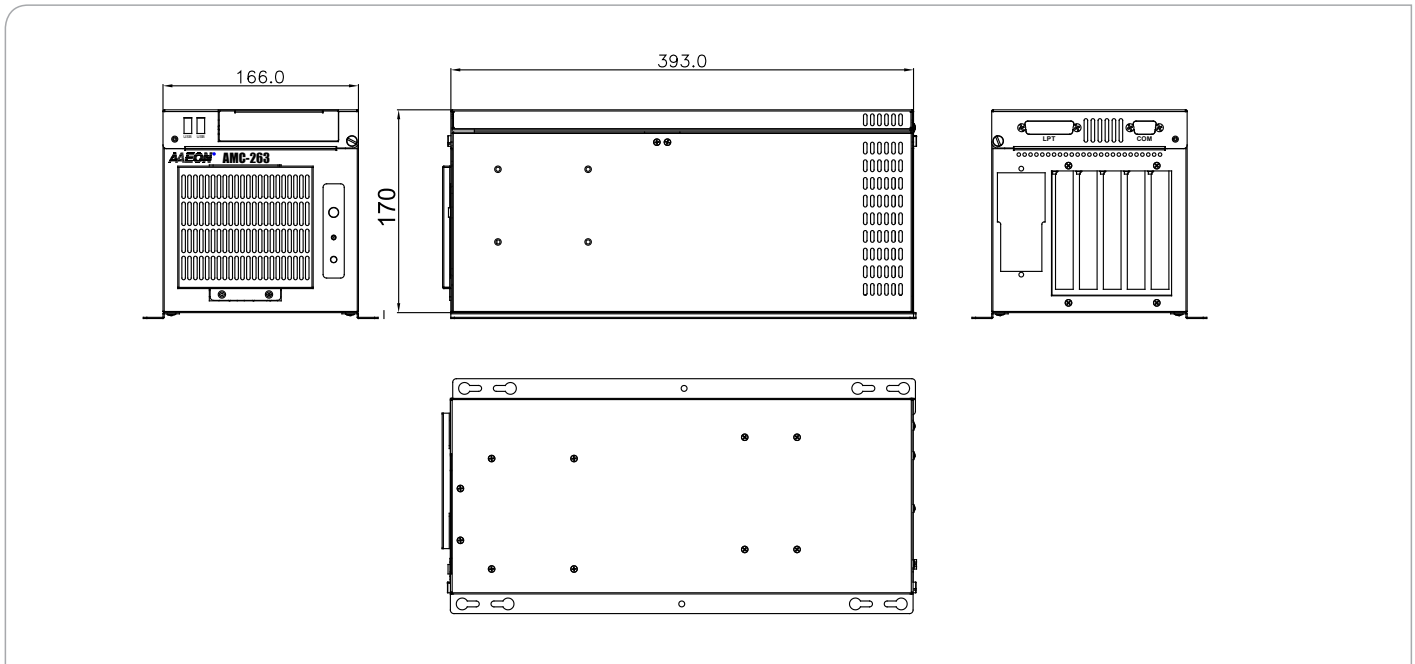
Specifications

System	
Construction	Heavy-duty Steel Chassis
Storage	External: 3.5" Floppy Disk Drive x 1 Internal: 3.5" Hard Disk Drive Bay x 1 2.5" Hard Disk Drive Bay x 1
System Fan	9.2cm Ball Bearing Fan With Removable Filter x 1
Front Panel	Power ON/OFF Switch x 1 Reset Button x 1 Power LED x 1 PS2 Keyboard Connector x 1 USB Port x 2
Rear Panel	Reserved Cut-out for DB-25 connector x 1 Reserved Cut-out for DB-9 connector x 1 USB Port x 2 (Can use USB cable)
Color	White
Dimensions	6.54" (W) x 15.47" (D) x 7.09" (H) (166mm x 393mm x 180mm)
Carton Size	12.2" (W) x 21.6" (D) x 13" (H) (309mm x 549mm x 331mm)
Net Weight	12.32 lb (5.6 kg)
Gross Weight	15.4 lb (7.0 kg)
Environmental	
Operating Temperature	32°F ~ 122°F (0°C ~ 50°C)
Storage Temperature	-4°F ~ 176°F (-20°C ~ 80°C)
Operating Humidity	10 ~ 80%
Storage Humidity	10 ~ 80% @ 40°C, non-condensing
Vibration	0.5G/ 5 ~ 500 Hz/ operation 1.5G/ 5 ~ 500 Hz/ non operation
Shock	10G peak acceleration (11 m sec. duration), operation 20G peak acceleration (11 m sec. duration), non operation
EMC	CE/FCC Class A

AMC-263

Dimension

Unit: mm



Power Supply Options

P/N	TYPE	PFC Support	Input Voltage	Watt	Size
TF-PW-H150-A-00	ATX	APFC	Auto 115~230V	150W	1U (18.5cm)
TF-PW-H200-A-00	ATX	APFC	Auto 115~230V	200W	1U (20.5cm)
TF-PW-H250-A-01	ATX	APFC	Auto 115~230V	250W	1U (20.5cm)
TF-PW-H300-A-00	ATX	APFC	Auto 115~230V	300W	1U (20.5cm)

Passive Backplane Options

P/N	Description	Master Interface	Slots	Power Connector, ATX Extend Function
TF-BP-2065G-P4	Wallmount, PICMG 6-Slot Backplane, 4 PCI, 2 ISA, Single Segment, ATX	PICMG	4/2/1 (PCI/ISA/PICMG)	AT, ATX, 3pin ATX extend
TF-BP-2065G-P2	Wallmount, PICMG 6-Slot Backplane, 2 PCI, 3 ISA, Single Segment, ATX	PICMG	2/3/1 (PCI/ISA/PICMG)	ATX, 3pin ATX extend
TF-BP-2065S-P4	Wallmount, PCISA, 6-Slot Backplane, 4 PCI, 3 PCISA, Single Segment, ATX	PCISA	4/0/3 (PCI/ISA/PCISA)	ATX, 3pin ATX extend
TF-BP-2065P-P4	Wallmount, PCI, 6-Slot Backplane, 4 PCI, Single Segment, ATX	PCI	6/0/0 (PCI/ISA/PICMG)	ATX, 3pin ATX extend
TF-BP-2065I	Wallmount, ISA 6-Slot Backplane, 6 ISA, Single segment, AT/ATX	ISA	0/6/0 (PCI/ISA/PICMG)	AT/ATX

Note1: BP-2065G-P4-A10 & BP-2065S-P4-A10 & BP-2065P-P4-A10 have to remove one-slot and use 1U CPU FAN while combining with AMC-263.

Note2: BP-2065I has to remove ISA 1 connector while combining with AMC-263.

CPU Cards Options

Model/Name	Description	Master Interface
TF-FSB-860B	Socket 478 P4/ Celeron® (400/533 MHz)	PICMG
TF-FSB-865G	Socket 478 P4/ Celeron® (400/533/800 MHz)	PICMG
TF-HSB-965P	Socket 478, Core™ 2 Duo (533/667/800 MHz)	PCI
TF-HSB-945P	Onboard Intel® N270 1.6 GHz	PCI
TF-HSB-811P	Onboard Celeron® M (600 MHz); Socket 479 P-M (1.2 GHz)/ Celeron® M (900 MHz)	PCI
TF-HSB-800P	Onboard Intel® AMD LX 800 Processor	PCI
TF-HSB-910I	Onboard Celeron® M (600 MHz)(400 MHz)	ISA
TF-HSB-800I	Onboard Intel® AMD LX 800 Processor	ISA
TF-HSB-668I	Onboard VIA CoreFusion 533 MHz CPU	ISA
TF-HSB-813S	Socket 479 P-M (2.0 GHz)/ Celeron® M (900 MHz)	PCISA

Ordering Information

Model/Name	Description	Remark
TF-AMC-263-W	Wallmount 6-Slot Chassis Bare, For 1U Power, PS_SW (AT/ATX), White	